

Presentation

TEAM PUZZLES

≈ TANGRAM ≈

WHERE TO START

- Divide into teams of 7.
- Have each team take a seat at their table, so that everyone can see the screen (or the sheets of paper with a printout of the patterns being put together).
- Check that each group has a set of 7 puzzle pieces.

TANGRAM PRINCIPLE

THERE ARE **7 PIECES** TO THE PUZZLE

- We use **all of them in each shape** we are putting together.
- They meet with their edges, **never overlap**.
- They can be rotated freely – **they do not have a 'front' and 'back'**.


WARM-UP

TRY TO FORM A SQUARE:



READY FOR ANOTHER SHAPE?

TRY TO FORM A PICTURE:



SAY WHEN YOUR TURTLE IS READY:



GREAT!

**ARE YOU READY FOR
THE NEXT LEVEL?**

TANGRAM PRINCIPLE:

- You only touch your own piece of the puzzle when you are putting it together.
- **You do not take pieces away from other players.**
- The goal of the game is to arrange the pattern TOGETHER, with the participation of all members of the team, without snatching pieces from each other.

#1


PUT A SQUARE TOGETHER:



**READY TO PUT ANOTHER
SHAPE TOGETHER?**

#2

PUT A TURTLE TOGETHER:



SAY WHEN YOUR TURTLE IS READY:



GREAT!

**ARE YOU READY FOR
THE NEXT LEVEL?**

MAKE SHAPE #3,

TRYING TO FOLLOW ALL THE RULES OF THE GAME

#3

TRY TO CREATE A SHAPE TOGETHER:



#3

TRY TO CREATE A SHAPE TOGETHER:



(extra line)

#3

TRY TO CREATE A SHAPE TOGETHER:



(second extra line)

SAY WHEN YOUR CAT IS READY:




re  integration

SHAPE #4


#4

TRY TO CREATE A SHAPE TOGETHER:



#3


TRY TO CREATE A SHAPE TOGETHER:



(extra line)

#3

TRY TO CREATE A SHAPE TOGETHER:



(second extra line)


SAY WHEN YOUR PET IS READY:



SHAPE #5


#5

TRY TO CREATE A SHAPE TOGETHER:



#5


TRY TO CREATE A SHAPE TOGETHER:



(extra line)

#5

TRY TO CREATE A SHAPE TOGETHER:



(second extra line)


SAY WHEN YOUR HEART IS READY:




re  integration

**NOW TRY TO ARRANGE
YOUR CHOSEN ANIMAL**

1.




2.



3.

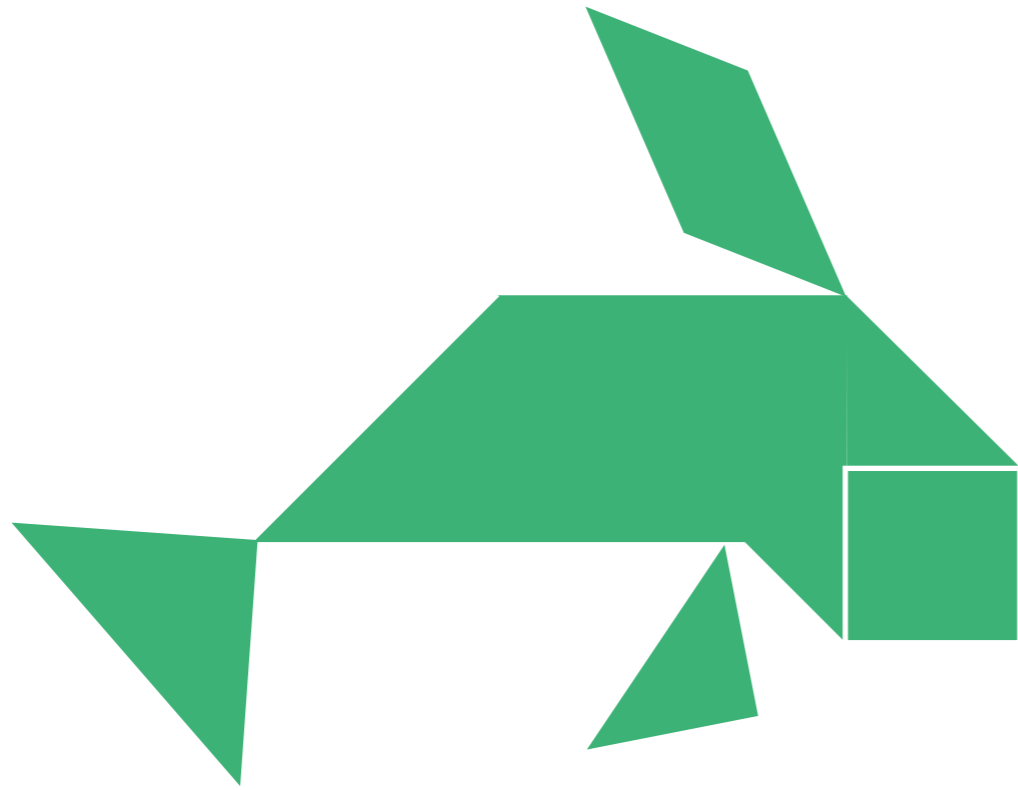


4.




ADDITIONAL LINES

1.




2.




3.




4.



1.




2.



3.



4.



ALL ELEMENTS

1.



2.



3.



4.



1.



2.




3.



4.





CONGRATULATIONS!